

# Nintendo Switch™ Pro Controller

## Health and Safety Information

Please read and observe the health and safety information. Failure to do so could result in injury or damage. Adults should supervise the use of this product by children.

### ⚠ WARNING – Battery

- Use only the dedicated battery (CTR-003) for this product. There is a risk of explosion if an incorrect battery is used.
- Stop using this product if the battery is leaking. If battery fluid comes into contact with your eyes, immediately rinse your eyes with plenty of water and consult a doctor. If any fluid leaks on your hands, wash them thoroughly with water. Carefully wipe the fluid from the exterior of this product with a cloth.

### ⚠ WARNING – Electrical Safety

- Use only the AC adapter (HAC-002) provided with the Nintendo Switch console (also sold separately) or the USB charging cable (HAC-010) to charge the controller.
- If you hear a strange noise, see smoke or smell something strange, stop using this product and contact Nintendo Customer Support.
- Do not expose device to fire, microwaves, direct sunlight, high or extremely low temperatures.
- Do not let this product come into contact with liquid and do not use it with wet or oily hands. If liquid gets inside, stop using this product and contact Nintendo Customer Support.
- Do not expose this product or the battery inside it to excessive force. Do not pull on the cable and do not twist it too tightly.
- Do not touch this product while charging during a thunderstorm.

### ⚠ WARNING – General

- Keep this product and packaging materials away from young children. Packaging items may be swallowed. The cable can coil around the neck.
- Do not use the controller within 15 centimetres of a cardiac pacemaker while using wireless communication. If you have a pacemaker or other implanted medical device, first consult a doctor.
- Wireless communication may not be allowed in certain places such as aeroplanes or hospitals. Please follow respective regulations.
- Persons who have an injury or disorder involving their fingers, hands or arms should not use the vibration feature.
- Do not disassemble or try to repair this product or the battery inside it. If either are damaged, stop using the product and contact Nintendo Customer Support. Do not touch damaged areas. Avoid contact with any leaking fluid.

## CAREFUL USAGE

- If this product becomes dirty, wipe it with a soft, dry cloth. Avoid using thinner or other solvents.
- Make sure to charge the battery at least once every six months. If the battery is not used for an extended period of time, it may become impossible to charge it.

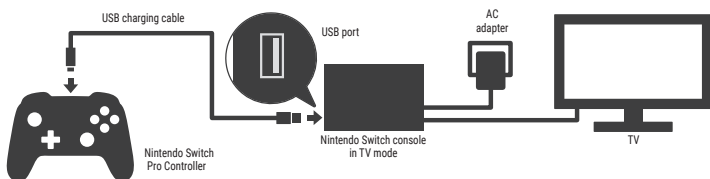
## How to Use

Charge and pair the controller before using it for the first time.

### How to Charge

Option 1: Connect the USB charging cable as shown in the diagram.

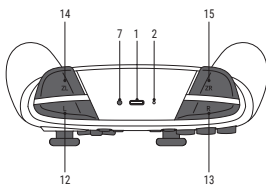
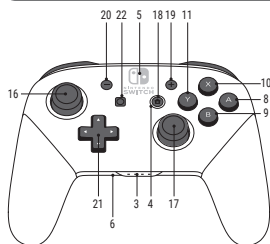
Option 2: Connect the controller directly to the AC adapter.



### How to Pair

If you connect the controller following option 1 and turn the console on, the controller will pair with the console automatically.

## Component Names and Functions



1. USB Type-C™ connector
2. Recharge LED
3. Player LED
4. Notification LED
5. NFC touchpoint
6. Battery cover
7. SYNC Button
8. A Button
9. B Button
10. X Button
11. Y Button
12. L Button
13. R Button
14. ZL Button
15. ZR Button
16. Left Stick
17. Right Stick
18. HOME Button
19. + Button
20. - Button
21. +Control Pad
22. Capture Button

## Nintendo Customer Support

<https://nintendo.sa>

## Disposal of this Product

Do not dispose of this product in household waste. For details see <https://nintendo.sa/support> or <https://docs.nintendo-europe.com>

The product contains a rechargeable lithium-ion battery, which can be removed for disposal purposes.

For battery removal instructions, see <https://battery.nintendo-europe.com>

## Technical Specifications

Pro Controller	Operating frequency band(s)	Maximum radio-frequency power	Maximum field strength
Bluetooth®	2402-2480MHz	7dBm	-
NFC	13.56MHz	-	-6dBµA/m

For explanation of the symbols and markings used on this product, see <https://docs.nintendo-europe.com>

### DECLARATION OF CONFORMITY

Hereby, Nintendo declares that the radio equipment type (Nintendo Switch Pro Controller) is in compliance with Directive 2014/53/EU. The full text of the EU declaration of conformity is available at the following internet address: <https://docs.nintendo-europe.com>



Manufacturer: Nintendo Co., Ltd., Kyoto 601-8501, Japan  
 Importer in KSA: AIC Trading Ltd 8113 Al Thoumamah Rd, Ar Rabi, Riyadh 13315

MODEL NO.: HAC-013

The Bluetooth® word mark and logos are registered trademarks owned by Bluetooth SIG, Inc. and any use of such marks by Nintendo is under license. Other trademarks and trade names are those of their respective owners.

USB Type-C™ and USB-C™ are trademarks of the USB Implementers Forum.

© Nintendo

Trademarks are property of their respective owners. Nintendo Switch is a trademark of Nintendo.